

AFRA
FURNITURE

Blume Table/Cafe/Dining/Bar





BLUME BLTD_19X11
BLUME BLTD_35X23X11




BLUME BLTD_19x13x11



BLUME BLTD_19x13x11


BLUME BLTD_35X23X14




BASE FINISHES

Steel and Stainless Steel

Plated finishes are for indoor only.




OA
Antique Brass
Steel



BS
Antique
Bronze



NE



GG

TOP FINISHES

HPL FENIX Top 

FNP Anti-fingerprint Finish

 FNP Flat Edge




FNP_NE
10mm black core



FNP_3455
10mm white core

HPL Compact Laminate/Solid Laminate



CFC_BI 
10mm white core

 COM Round Edge

 CFC Chamfered edge

 COI Chamfered edge

 CFP Flat Edge

 COP Flat Edge

Marble Top 

 Marble Flat Edge 20mm



MBA
20mm



MED
20mm



MGC
20mm



MVG
20mm



BLUME BLTD_19x13x11

BLUME BLTD_39X9X17